



Dear Colleagues:


We are pleased to provide you with the attached Fiscal Year (FY) 2021-2022 report from USC's Human Research Protection Program (HRPP). The HRPP is the global USC program that oversees the safety and welfare of participants in Human Subjects Research in accordance with all applicable federal regulations, state laws, and USC policy. At the institutional level, the HRPP includes five areas: USC as an academic institution; the Office for the Protection of Research Subjects (OPRS), which includes the Institutional Review Boards; the investigators and their study personnel; the study sponsors; and the research participants themselves.

The annual FY report provides the following metrics for the IRB. Please note that data is based on a fiscal year beginning July 1 and ending June 30.

- Total number of protocols received in the FY by type of review.
- The percentage of Social Behavioral and Biomedical Research.
- The number of protocols reviewed per full time employee in the IRB.
- The number of protocols received by type of review, continuing reviews, and amendments in comparison to the previous FY.
- IRB turnaround times.
- Education provided by the HRPP (includes office hours, presentations, investigator meetings).

These metrics help inform our quality improvement initiatives and are associated with our reporting requirements to the Association for the Accreditation of Human Research Protection Programs (AAHRPP) standard I-5. We will continue to use these metrics to implement program improvements and increase transparency with the USC research community. Thank you for your continued commitment to protect the rights and welfare of human research participants.

Sincerely,

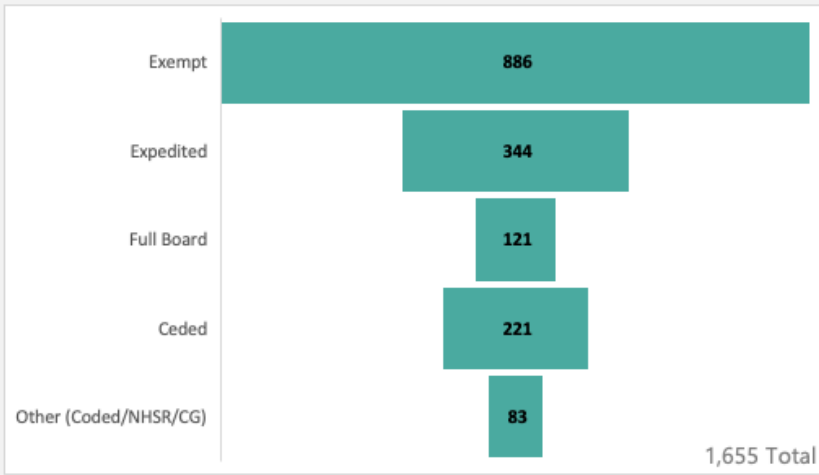


Julie Slayton, JD, PhD

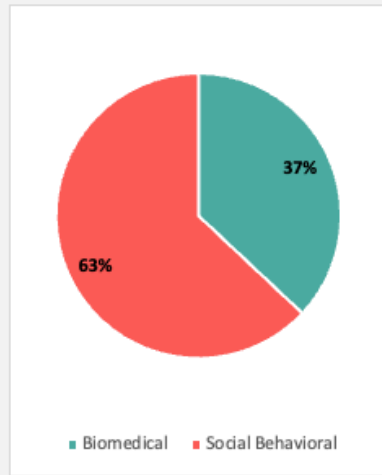
Director, Office for the Protection of Research Subjects (OPRS)

Clinical Professor, Rossier School of Education

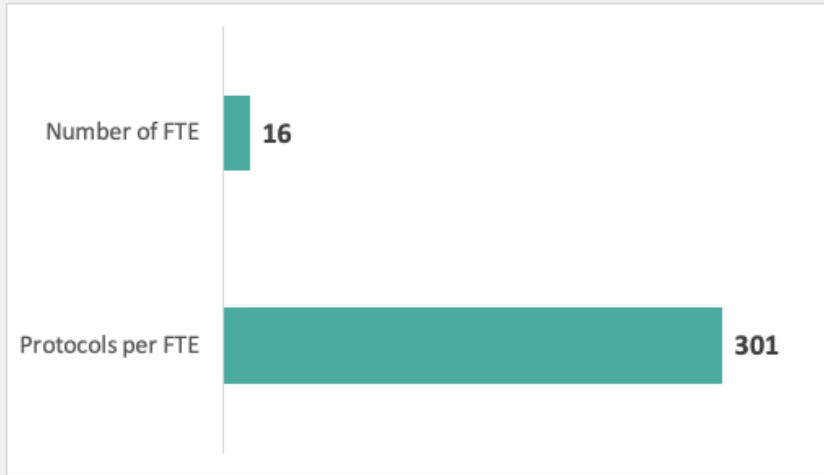
### Total Protocols by Type of Review



### % Type of Research



### IRB Staffing and Protocols per Full Time Employee (FTE)



#### Exempt

**886**

-17% decrease vs. previous fiscal year

#### Expedited

**344**

15% increase vs. previous fiscal year

#### Full Board

**121**

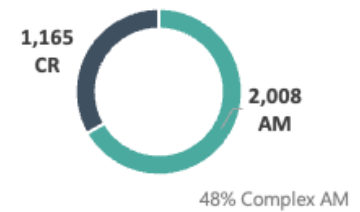
-25% decrease vs. previous fiscal year

#### Ceded

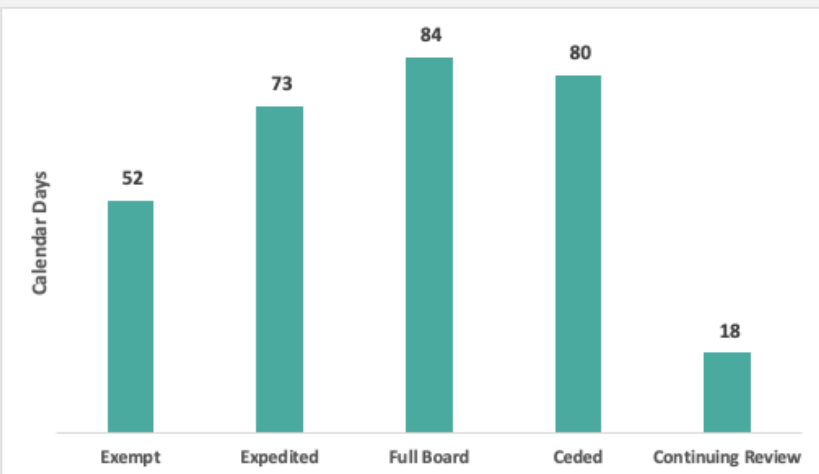
**221**

80% increase vs. previous fiscal year

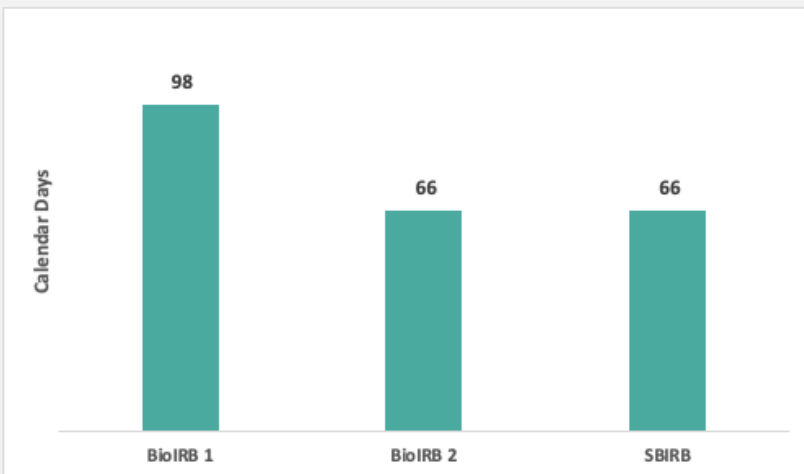
#### Continuing Review/Amendment



### Median IRB Review Time from Submission to Approval



### Average Review Time from Submission to Approval by IRB Board



### Education Provided by HRPP

