

# USC Research and Innovation

*Human Research Protection Program*

Dear Colleagues:


We are pleased to provide you with the attached Fiscal Year (FY) 2022-2023 report from USC's Quality Improvement Unit (QIU) of the Human Research Protection Program (HRPP). The QIU supports continuous quality improvement activities to foster the ethical treatment and protection of human participants in research.

The annual FY report provides the following metrics. Please note that data is based on a fiscal year beginning July 1 and ending June 30.

- Total number of protocols received in the FY by type of review.
- The percentage of Social Behavioral and Biomedical Research in the FY.
- The number of protocols reviewed per full time employee in the IRB.
- The number of protocols received by type of review, continuing reviews, and amendments in comparison to the previous FY.
- Average IRB turnaround times with the percent difference in turnaround times from previous FY.
- Education provided by the HRPP (includes office hours, presentations, investigator meetings).

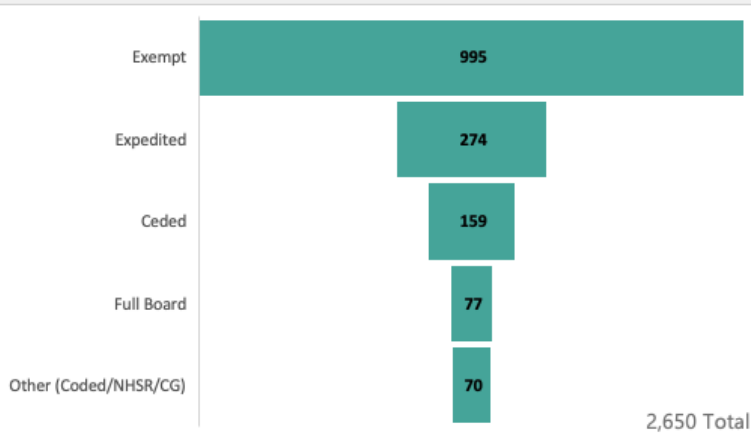
These metrics help inform our quality improvement initiatives and are associated with our reporting requirements to the Association for the Accreditation of Human Research Protection Programs (AAHRPP) standard I-5. We will continue to use these metrics to implement program improvements and increase transparency with the USC research community. Thank you for your continued commitment to protect the rights and welfare of human research participants.

Sincerely,

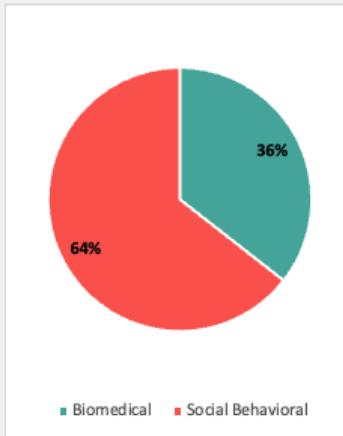


Julie Slayton, JD, PhD  
Director, Human Research Protection Program (HRPP)  
Clinical Professor, Rossier School of Education

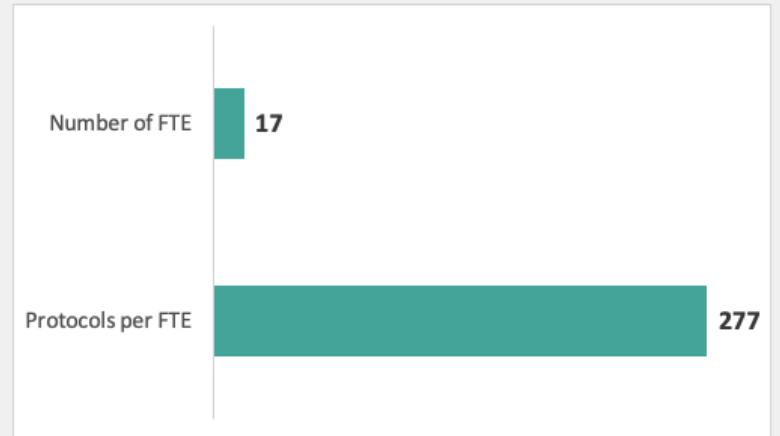
### Total Protocols by Type of Review



### % Type of Research



### IRB Staffing and Protocols per Full Time Employee (FTE)



#### Exempt

**995**

12% increase vs. previous fiscal year

#### Expedited

**274**

-20% decrease vs. previous fiscal year

#### Ceded

**159**

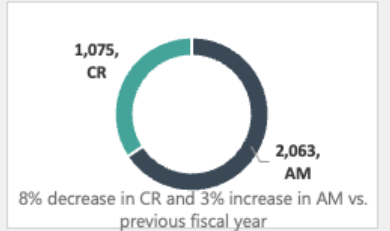
-28% decrease vs. previous fiscal year

#### Full Board

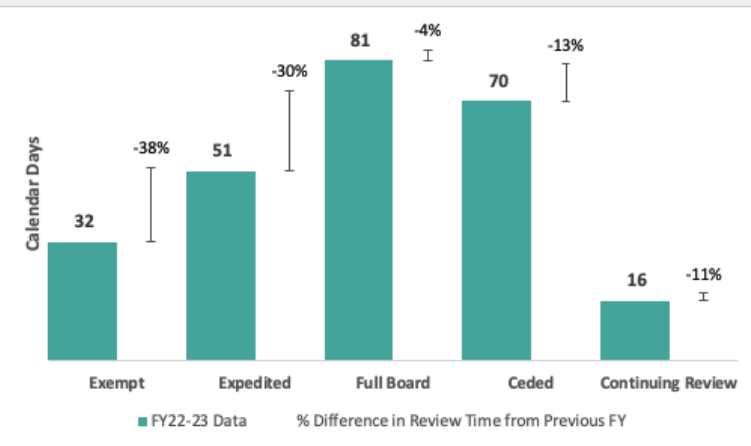
**77**

-36% decrease vs. previous fiscal year

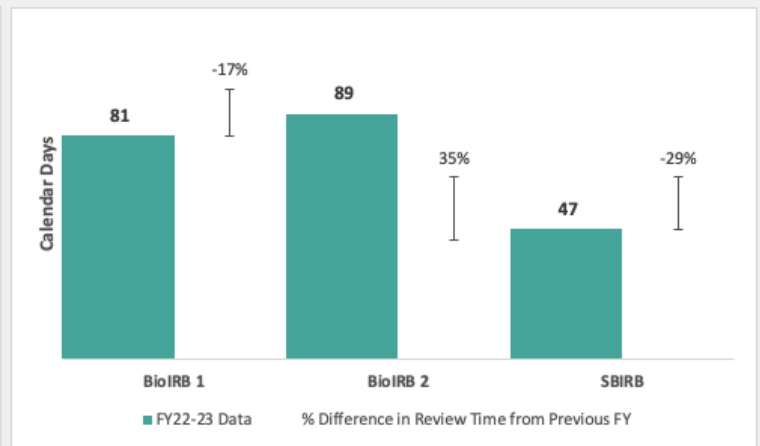
#### Continuing Review/Amendment



### Average IRB Review Time from Submission to Approval



### Average Review Time from Submission to Approval by IRB Board



### Education Provided by HRRP

